

Monday 11th of May

Morning Meeting (see video)

English:

- Complete Look, Say, Cover, Write, Check (LSCWC) with the following five green tricky words: **what, when, why, who, when**
- Refer to the video on April's Home Learning page showing how to complete the LSCWC activity.
- As these words are question words, you can point out the question mark at the end of any sentences you write, and in the questions after the story.

Story - Hey, Little Ant!

- Click on the link to watch and listen to the story
<https://www.youtube.com/watch?v=3RXGa1MKq9E>
- The story ends with a question: "What do you think the kid should do?" Discuss the question and decide what you think the boy should do.

1. In what ways is the ant's life like the boy's life?

2. How is the ant different from the boy?

3. Do you like this story?

4. Which character did you like most, the boy or the ant? Why?

Maths:

We are going to learn about spatial awareness today. Watch this short video first to give you an idea of what we are learning.

<https://www.youtube.com/watch?v=lnAF0WE7BX4>

The words mentioned in the video were: below, above, through, behind, near, far.

Here is Sarah C showing us these words in a video!

<https://youtu.be/juMfzD9xIdU>

On the next page are some pictures, You need to put one or two of these words into the sentence to make it make sense. If you see ____/____ a gap like that, it means I would like you to write two words that mean the same. You can write in your copy or fill in the blanks on the worksheet.

This is your word list...

near	beside	above	on
far	under	through	below
behind			



The unikitty is going _____ the
tunnel.



The shell is _____
from the box.



The unikitty is _____/
the bridge.



The shell is _____/
the bridge.



The unikitty is _____ the
bridge.

The unikitty is _____/
the bridge.

Gaeilge:




Dan/Poem: Ag Siopadoireacht

Watch the video of Sinead and her new friend Podge reading a poem about their favourite things that they saw at the shop!

- Like last week's poem, encourage your child to repeat each line after Sinead.
- Draw a picture of the items in the poem in the order that they are said so your child can remember the order.
See example below

*Is maith liom bainne,
Is maith liom subh,
Is maith liom milseáin,
Is maith liom ubh.*

*Is maith liom cáis,
Is maith liom práta,
Is maith liom arán,
Agus is maith liom cáca.*

- Practise saying the poem 4 or 5 times.
- Practise saying the poem quietly, loudly, fast, slow and in a silly voice!

SPHE: Well-being Fortnight:

Go to the [Well-being Fortnight](#) page for today's activity!