

Tuesday 12th of May

Morning Meeting (see video)

Music:

Listen and respond

Sit and listen to the following songs with your child.

https://www.youtube.com/watch?v=Hu_EsGpVGUk

<https://www.youtube.com/watch?v=aYAJopwEYv8>

<https://www.youtube.com/watch?v=kzkBUzdwRxU>

- Pause the song after one minute and ask the child to draw a picture of what the song reminds them of.
- Encourage them to explain their picture to you.
Ask them to think of a name for the song and write it beside their picture.
- Reveal the real title of the song to your child afterwards and ask if they think that title is good or bad in their opinion.
- Listen to the songs a second time and ask the child to identify instruments that they can hear in the music!

SPHE: Well-being Fortnight:

Go to the [Well-being Fortnight](#) page for today's activity!

English:

Spellings: Fill today's column on your Look, Say, Cover, Write, Check Worksheet.

Phonics: Draw what you read worksheet - print this worksheet, or write the words onto a page, and draw the things that are described.

blacku dog

red cat

huiry rubbit










fat hamstur

gueen lizurd

huppy vet

Maths:

Grid game. Here is a grid with some pictures in it. Read the sentences, look at the grid to figure out your answer, then write the answer down. You can write full sentences for a challenge or just fill in the blanks. We are learning about below, above and beside.

		
ant	bird	tree
		
worm	dog	cat
		
gate	fence	wall

The cat is below the _____.

The gate is below the _____.

The fence is below the _____.

The wall is below the _____.

The bird is above the _____.

The ant is above the _____.

The dog is beside the _____ and the _____.

The fence is beside the _____ and the _____.

The worm is below the _____ and above the _____.

The cat is below the _____ and above the _____.

Here is a grid game to play an online, focusing on positional words: top, bottom, left and right.

<https://ie.mathgames.com/skill/SI.64-positions-3x3-grid>